




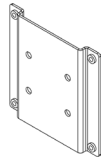


FM07, 7-inch Vehicle Mounted Computer

A Rugged Vehicle Mounted Computer for Data Collection in Warehouse and Logistics Applications

Accessories

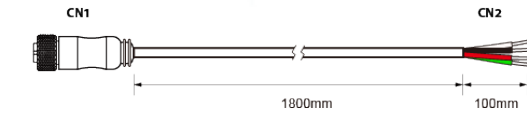
	Winmate Part Number	Accessory Image
STANDARD ACCESSORIES		
M12 Power Cable	94J004L040K1	
M12 RS232 Cable	94E0123090K0	
M12 LAN Cable	94I0120080K0	
M12 DIDO/ CANBus Cable	94E012L110K0	
User Guide	9152111109C	
OPTIONAL ACCESSORIES		
VESA Adapter Plate (75 x 75 mm)	82W70J551700	

FM07, 7-inch Vehicle Mounted Computer

A Rugged Vehicle Mounted Computer for Data Collection in Warehouse and Logistics Applications

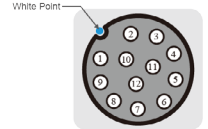
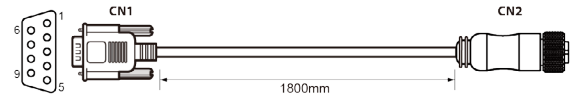
Pin Assignment of Cables

M12 Power Cable



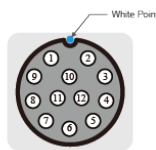
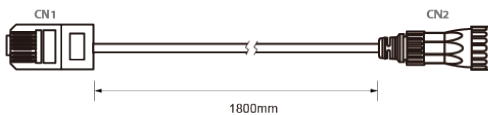
Pin No.	Symbols	Color		Pin No.	Symbols	Color
CN1-1	VIN+	Red	↔	CN2-1	VIN+	Red
CN1-2	VIN-	Black	↔	CN2-2	VIN-	Black
CN1-3	VIN-	White	↔	CN2-3	VIN-	White
CN1-4	IGN_IN	Green	↔	CN2-4	IGN_IN	Green

M12 RS232 Cable



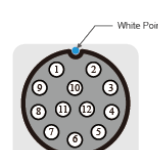
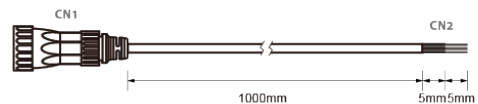
Pin No.	Symbols	Color		Pin No.	Symbols	Color
CN1-1	DCD	Green	↔	CN2-1	DCD	Green
CN1-6	DSR	Brown	↔	CN2-2	DSR	Brown
CN1-2	RXD	Red	↔	CN2-3	RXD	Red
CN1-7	RTS	Orange	↔	CN2-4	RTS	Orange
CN1-3	TXD	Blue	↔	CN2-5	TXD	Blue
CN1-8	CTS	White	↔	CN2-6	CTS	White
CN1-4	DTR	Purple	↔	CN2-7	DTR	Purple
CN1-9	RI	Yellow	↔	CN2-8	RI	Yellow
CN1-5	GND	Black	↔	CN2-9	GND	Black

M12 LAN Cable



Pin No.	Symbols	Color		Pin No.	Symbols	Color
CN1-1		white/orange	↔	CN2-1		white/orange
CN1-2		orange	↔	CN2-2		orange
CN1-3		white/green	↔	CN2-3		white/green
CN1-4		blue	↔	CN2-4		blue
CN1-5		white/blue	↔	CN2-5		white/blue
CN1-6		green	↔	CN2-6		green
CN1-7		white/brown	↔	CN2-7		white/brown
CN1-8		brown	↔	CN2-8		brown
CN1-9	NC		↔			
CN1-10	NC		↔			

M12 DIDO/ CANBus Cable



Pin No.	Symbols	Color		Pin No.	Symbols	Color
CN1-1	CAN_H_1	Brown	↔	CN2-1	CAN_H_1	Brown
CN1-2	CAN_L_1	Red	↔	CN2-2	CAN_L_1	Red
CN1-3	CAN_H_2	Yellow	↔	CN2-3	CAN_H_2	Yellow
CN1-4	CAN_L_2	Green	↔	CN2-4	CAN_L_2	Green
CN1-5	DIN0	Blue	↔	CN2-5	DIN0	Blue
CN1-6	DIN1	Purple	↔	CN2-6	DIN1	Purple
CN1-7	GND	Gray	↔	CN2-7	GND	Gray
CN1-8	DIN2	White	↔	CN2-8	DIN2	White
CN1-9	DOUT0	Pink	↔	CN2-9	DOUT0	Pink
CN1-10	DOUT1	Red/Black	↔	CN2-10	DOUT1	Red/Black
CN1-11	DOUT2	Gray/Black	↔	CN2-11	DOUT2	Gray/Black
CN1-12	NC		↔	CN2-12	NC	